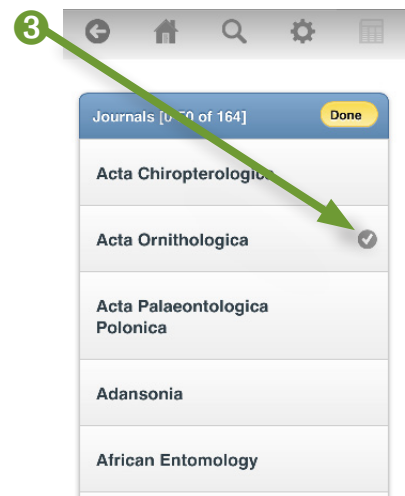
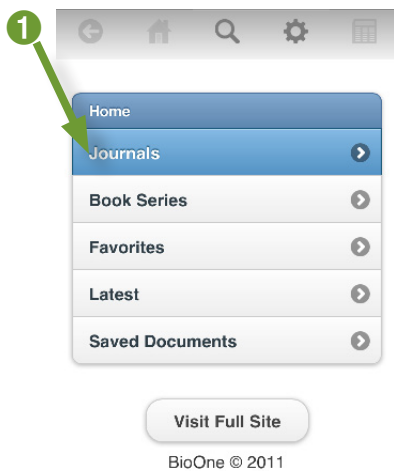




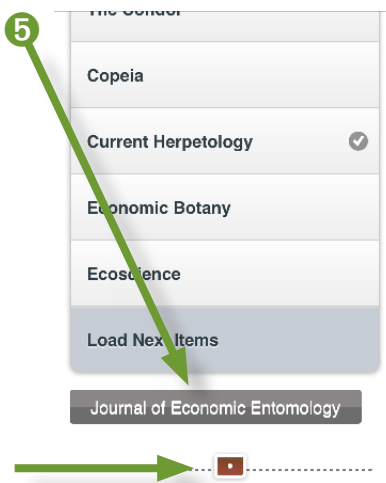
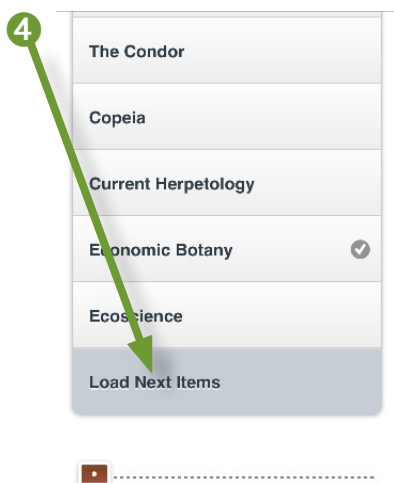
Step 1: Customize Journal and Book Series Lists

NOTE: You will need to create a list of favorite publications in **Journals** and/or **Book Series** in order to access many sections of content and features on the BioOne Mobile site

1. Tap **Journals** or **Book Series**
2. Tap **Select** to view the list of publications
3. Scroll through the screen selecting the **Publication Titles** you would like to appear in your Journal or Book Series home screen — ✓ indicates the publication is selected



4. At the bottom of the screen tap **Load Next Items** to see the next 50 publications
5. Use the **Slider Tool** by A) sliding the box left or right till your title appears in the gray box, B) release the slider, C) tap the **gray box** — your selected title appears at the top of the screen with the next 50 titles in alphabetical order



HINT: The database includes more than 160 titles (50 titles appear on each screen in alphabetical order) use the **Slider Tool** to jump to titles that begin with the same letter
Be sure to tap the **DONE** button you have finished adding Titles to your list



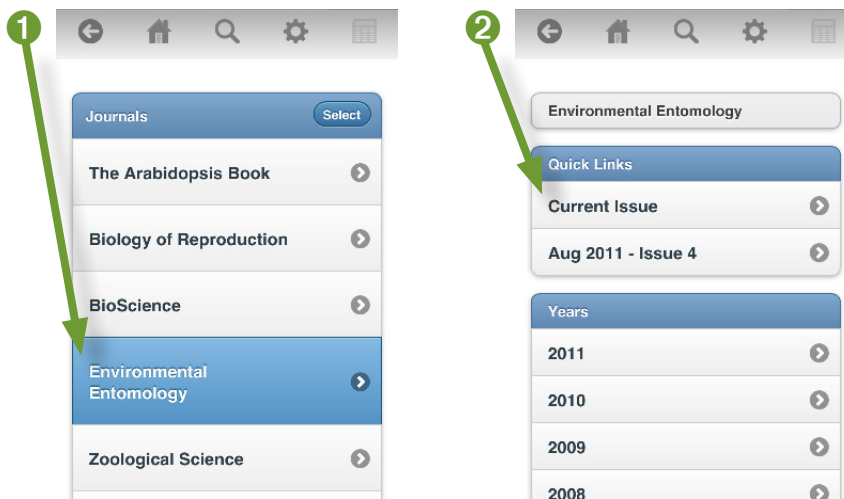
Browse a Journal or Book Series

List of Issues, Table of Contents, and Article Abstract

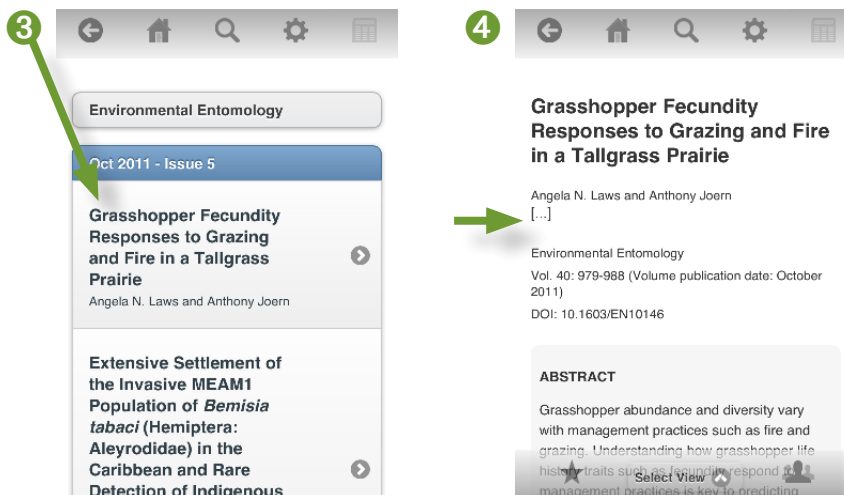
You will need to [set up your custom list](#) of Journals and/or Book Series to view a **List of Issues** or **Table of Contents**

From your Home Screen tap Journals or Book Series to bring up your custom list

1. Tap a **Publication Title** to see the List of Issues
(If you don't see a list of publications you have not [set up your custom title list](#) and will not be able to see LOI or TOC screens)
2. On the **List of Issues** screen select an issue to see the Table of Contents



3. From the **Table of Contents** list tap to see the article view
4. **Article Views** include the author/s, publication information, abstract, list of article headings, and the PDF (for visitors with [full-text access](#))
HINT: tap the [...] to see complete author information





Read an Article on BioOne Mobile

DO NOT use the navigation tool in **Article** screens unless you wish to exit the article



Grasshopper Fecundity Responses to Grazing and Fire in a Tallgrass Prairie

Angela N. Laws and Anthony Joern [...]

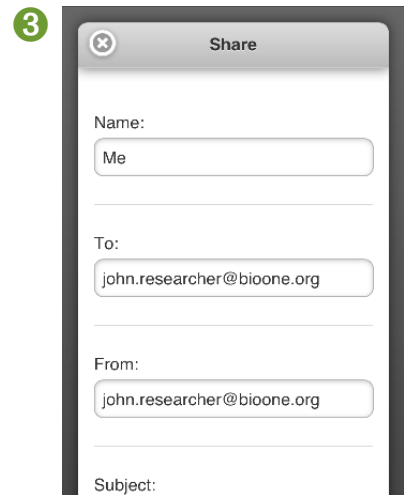
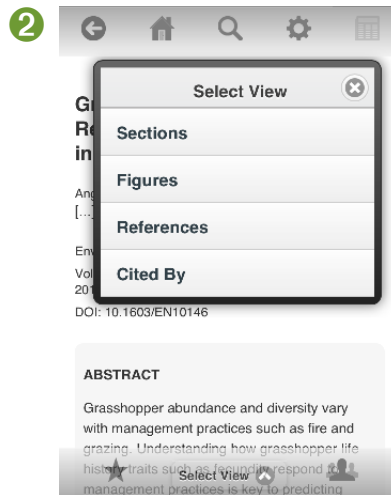
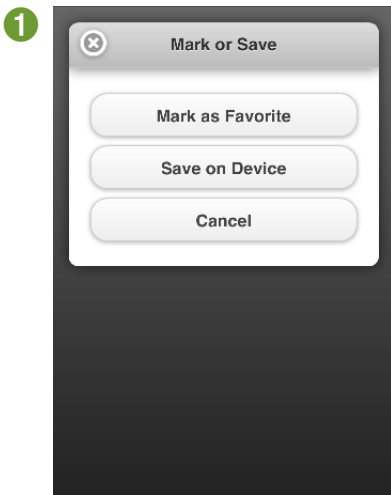
Environmental Entomology
Vol. 40: 979-988 (Volume publication date: October 2011)
DOI: 10.1603/EN10146

ABSTRACT
Grasshopper abundance and diversity vary with management practices such as fire and grazing. Understanding how grasshopper life history traits such as fecundity respond to management practices is key to predicting

Article Tools




1. Tap the (Mark or Save icon) to **Mark as Favorite** or **Save on Device**. You will have one-click access to these articles from your Home screen and favorite articles can be accessed in your BioOne account on the full site.
2. Tap **Select View** to navigate to distinct sections within the article. Be sure to only use the **Select View** to move between screens in articles.
3. Tap the (Share icon) to send an email with the article's link, title, authors, abstract, and your comments.

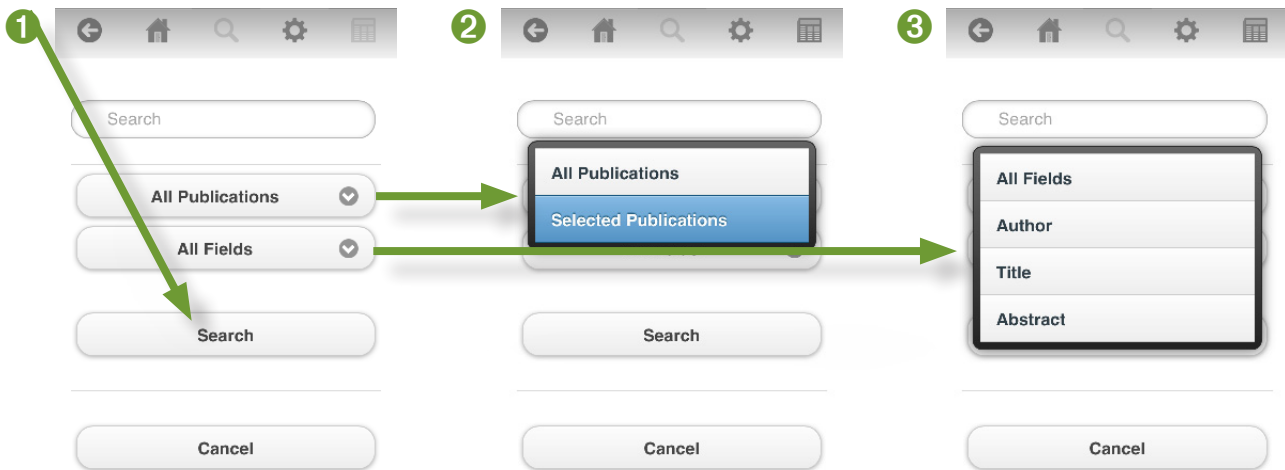




Searching on BioOne Mobile

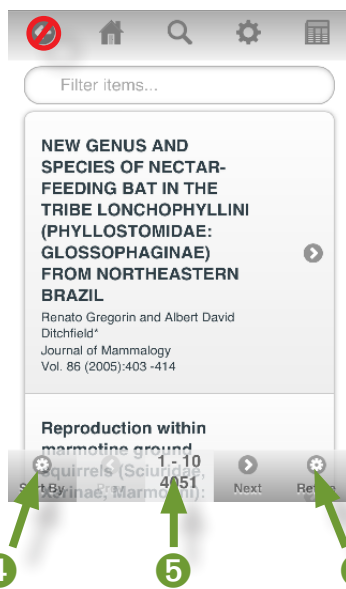
Select the  from the main navigation to access Search features

1. Enter your keyword/s and tap the **Search** button at the bottom of the screen
2. **Selected Publications** is the drop-down menu option in All Publications that limits the search to the Journals and Book Series in your custom list (go to [set up your custom list](#) for help setting up this these screens)
3. For additional search criteria select from the **All Fields** drop-down menu



Refine Results

DO NOT use the navigation tool in **Search** screens unless you wish to exit Search

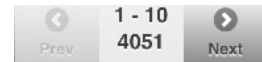


Refine Tools

4. Sort Options
Search results are returned in order of most relevant



5. Number of results returned and Results Screen navigation



6. Refine Options

