



Researching your competitors, suppliers, customers or partners has never been easier. Use Companies/Markets to streamline the way you analyze a company through market data, interactive charts, financial statements and more.

Retrieving a Company Snapshot

By Company Name

- 1 Click **Company** from the Companies/Markets tab.
- 2 Select **Company Name** from the drop-down menu.
- 3 Enter the company name in the text box.
- 4 Click .

By Ticker

- 1 Click **Company** from the Companies/Markets tab.
- 2 Select **Ticker** from the drop-down menu.
- 3 Enter the company symbol in the text box.
- 4 Click .



Factiva.com

Search Alerts News Pages **Companies/Markets**

Quotes | Charting | **Company** | Industry

1

Get Company Snapshot

Find a company using a company name or symbol.

2 Company Name **4** 

Company Name
Ticker

3

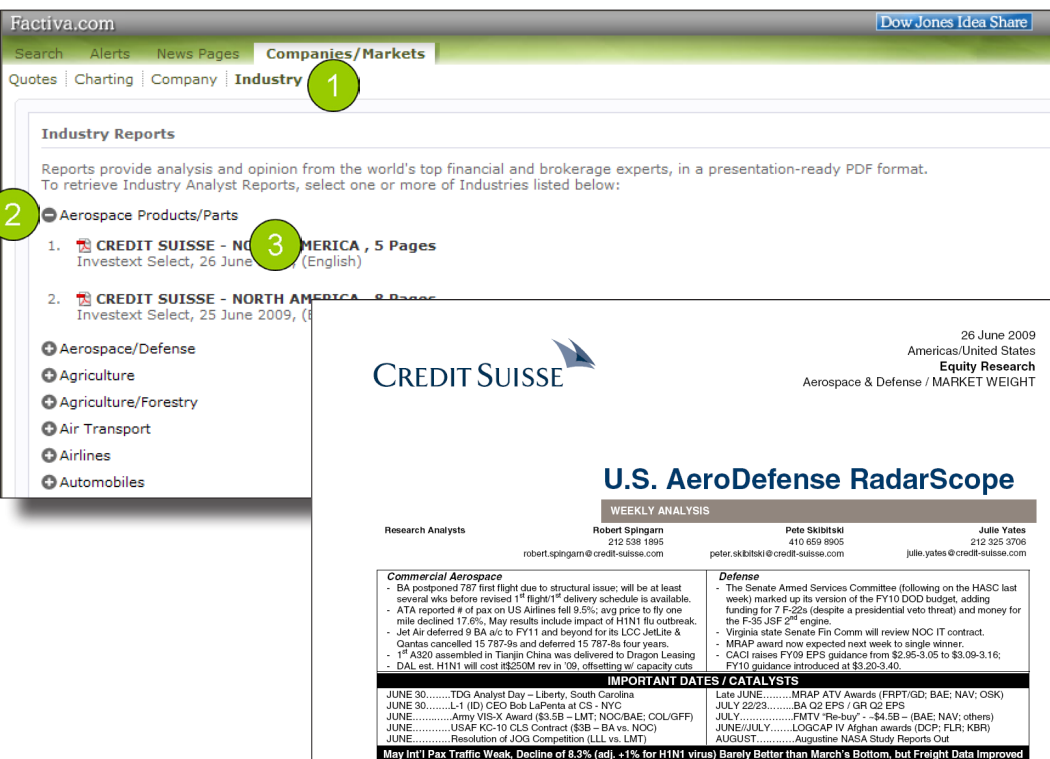
Quick Company Selector

Select a company from a saved company list.

Select a Company List 

Retrieving an Industry Report

- 1 Click **Industry** from the Companies/Markets tab.
- 2 Click **+** next to the industry name to see a list of available reports.
- 3 Click the headline of a report to retrieve a presentation-ready format of the document.



Factiva.com Dow Jones Idea Share

Search Alerts News Pages **Companies/Markets**

Quotes | Charting | Company | **Industry** **1**

Industry Reports

Reports provide analysis and opinion from the world's top financial and brokerage experts, in a presentation-ready PDF format. To retrieve Industry Analyst Reports, select one or more of Industries listed below:

2

Aerospace Products/Parts **3**

1. **CREDIT SUISSE - NORTH AMERICA**, 5 Pages
Investext Select, 26 June 2009, (English)
2. **CREDIT SUISSE - NORTH AMERICA**, 8 Pages
Investext Select, 25 June 2009, (English)

Aerospace/Defense
Agriculture
Agriculture/Forestry
Air Transport
Airlines
Automobiles

CREDIT SUISSE

26 June 2009
Americas/United States
Equity Research
Aerospace & Defense / MARKET WEIGHT

U.S. AeroDefense RadarScope

WEEKLY ANALYSIS

Research Analysts: Robert Spingarn (212 538 1885), Pete Skibitski (410 659 8905), Julie Yates (212 325 5706)

Commercial Aerospace

- BA postponed 787 first flight due to structural issue; will be at least several wks before revised 1st flight; 1st delivery schedule is available.
- ATA reported # of pax on US Airlines fell 9.5%; avg price to fly one mile declined 17.6%. May results include impact of H1N1 flu outbreak.
- Jet Air deferred 9 BA a/c to FY11 and beyond for its LCC JetLite & Qantas cancelled 15 787-8s and deferred 15 787-8s four years.
- 1st A320 assembled in Tianjin China was delivered to Dragon Leasing
- DAL est. H1N1 will cost \$550M rev in 1Q, offsetting w/ capacity cuts

Defense

- The Senate Armed Services Committee (following on the HASC last week) marked up its version of the FY10 DOD budget, adding funding for 7 F-22s (despite a presidential veto threat) and money for the F-35 JSF 2nd engine.
- Virginia state Senate Fin Comm will review NOC IT contract.
- MRAP award now expected next week to single winner.
- CACI raises FY09 EPS guidance from \$2.95-3.05 to \$3.09-3.16; FY10 guidance introduced at \$3.20-3.40.

IMPORTANT DATES / CATALYSTS

JUNE 30.....TDG Analyst Day - Liberty, South Carolina
JUNE 30.....L-1 (ID) CEO Bob LaPenta at CS - NYC
JUNE.....Army VIS-X Award (\$3.5B - LMT; NOC/BAE; COL/GFF)
JUNE.....USAF KC-10 CLS Contract (\$3B - BA vs. NOC)
JUNE.....Resolution of JOG Competition (LLL vs. LMT)

Late JUNE.....MRAP ATV Awards (FRPT/GD; BAE; NAV; OSK)
JULY 22/23.....BA Q2 EPS / GR Q2 EPS
JULY.....FMTV "Re-bid" - \$4.5B - (BAE; NAV; others)
JUNE/JULY.....LOGCAP IV Afghan awards (DCP; FLR; KBR)
AUGUST.....Augustine NASA Study Reports Out

May Int'l Pax Traffic Weak, Decline of 8.3% (adj. +1% for H1N1 virus) Barely Better than March's Bottom, but Freight Data Improved

Get current and historical pricing on a variety of financial instruments including stocks, funds, currencies, and market indexes. Then use the Charting area to get a graphical view of the numbers.

Retrieving Stock Prices

- 1 Click **Quotes** from the Companies/Markets tab.
- 2 Choose **Stocks** from the Select Instrument drop-down menu.
- 3 Enter up to 20 symbols separated by spaces. If you do not know the stock symbol, click **Symbol Lookup**.
- 4 Select **Current** or **Historical Quote**.
- 5 Click **Get Quote**.

Tip: If you have selected the **Formatted Table** display format, you can quickly retrieve an Interactive Chart. Simply click on the thumbnail chart or the **Get Interactive Chart** link.

Get an Interactive Chart

- 1 Click **Charting** from the Companies/Markets tab.
- 2 Enter up to 20 symbols separated by spaces. If you do not know the stock symbol, click **Symbol Lookup**.
- 3 (Optional) Check the box next to one or more market indexes under Comparison Indexes to benchmark your chart against it.
- 4 Choose a **Date Range** and **Chart Display Option**.
- 5 Click **Draw Chart**.