

### 1 Browsing Options

**BROWSE BY YEARS:** Select a year, choose a title, then browse to and click on the part you would like to access. The link directs you to the beginning of the part as it appears in the title.

**BROWSE BY TITLES:** Select a title, choose a year, then browse to and click on the part you would like to access. The link directs you to the beginning of the part as it appears in the title.

**BROWSE BY BINDINGS:** This browse by option is organized just like the bound volumes as they are printed by the GPO. Select a year and then choose a binding. The link directs you to the beginning of the title or binding you chose.

**BROWSE THE INDEXES AND FINDING AIDS:** Quickly access a CFR Index and Finding Aid using this option. They are listed by year in reverse chronological order.



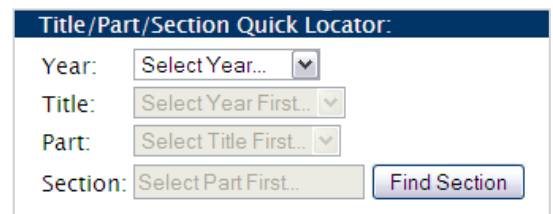
**Browse By**

- [Years](#)
- [Titles](#)
- [Bindings](#)
- [Indexes and Finding Aids](#)

### 2 Do you know the Year, Title, Part and/or Section?

**If so, use the Title/Part/Section Quick Locator tool:**

The Title/Part/Section Quick Locator tool can be found on the collection home page. This tool allows you to quickly choose a year, a title, a part and/or a section using drop down menu's to navigate directly to either the title or part level, or to search for the section in the CFR. **NOTE:** When inserting a section number, only insert the number as it appears after the "." in the section. For example, for section 626.6 you would only input 6 into the section box. When you click Find Section, it will generate a full text search for the full section "626.6" AND the title number, AND the part number all within the year specified. A result will appear, and when you click view matching text pages from the result, you can link to the page where the section appears.



**Title/Part/Section Quick Locator:**

Year:

Title:

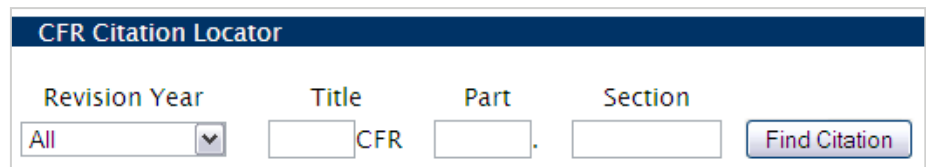
Part:

Section:

### 3 Do you have a CFR citation and want to look for the section?

**If so, use the CFR Citation Locator tool:**

The CFR Citation Locator tool can be found on the collection home page. This tool allows you to quickly insert your citation rather than using drop downs to search for a section. You simply select a year, insert the title number, part number and section number and click Find Citation. **NOTE:** When inserting a section number, only insert the number as it appears after the "." in the section. For example, for section 626.6 you would only input 6 into the section box. When you click Find Section, it will generate a full text search for the section AND the title number, AND the part number all within the year specified. A result will appear, and when you click view matching text pages from the result, you can link to the page where the section appears.



**CFR Citation Locator**

Revision Year:

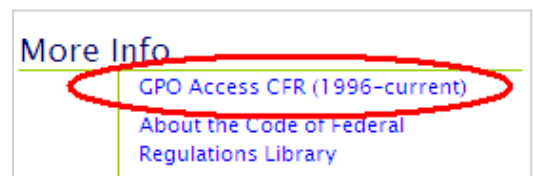
Title:  CFR

Part: .

Section:

### 4 Lookup the most recent CFR records not yet in HeinOnline on the GPO Web site:

We've also provided a tool to look up CFR records on the GPO Web site. In order to retrieve a CFR record using this tool, you must know the year, title number, part number, and either the section number or subpart letter. You can then choose to view the section or subpart as an ASCII text file, PDF file, or a Summary file. The Summary file is an ASCII text file that includes the first 100 lines of a document.



**More Info**

- [GPO Access CFR \(1996-current\)](#)
- [About the Code of Federal Regulations Library](#)

## 5 Search by Word or Phrase

Search for a keyword or phrase using the text field. In this example, search for the terms "certain dangerous cargo" and "ammonium nitrate".

### Field Search

Text	"certain dangerous cargo"	AND
Text	"ammonium nitrate"	AND

### Advanced Search

Search for: text:"certain dangerous cargo" AND text:"ammonium nitrate"

## 6 Search by Title Number or Title Name

In these examples, we will search for *Title 33, Navigation and Navigable Waters*.

**FIELD SEARCH** - Use the following fields to conduct a field search:

Title Number - *Title Number*

Title Number	33
--------------	----

Title Name - *Title Description*

Title Description	"Navigation and Navigable Waters"
-------------------	-----------------------------------

**ADVANCED SEARCH** - Use the following fields to conduct an advanced search:

Title Number - *title*:

Search for: title\_num:33

Title Name - *title\_title*:

Search for: title\_title:"Navigation and Navigable Waters"

## 7 Search by Part Number or Part Name

In these examples, we will search for *Part 160, Ports and Waterways Safety*.

**FIELD SEARCH** - Use the following fields to conduct a field search:

Part Number - *Part Number*

Part Number	160
-------------	-----

Part Name - *Part Description*

Part Description	"Ports and Waterways Safety"
------------------	------------------------------

**ADVANCED SEARCH** - Use the following fields to conduct an advanced search:

Part Number - *part*:

Search for: part:160

Part Name - *part\_title*:

Search for: part\_title:"Ports and Waterways Safety"

## 8 Search by Section Number

The CFR in HeinOnline is only indexed down to the part level. Therefore, to search for a specific section number, you will need to construct a full text search. Outlined below is the basic format for entering the search in the field or advanced search options. Since a section number can appear in multiple volumes or editions, it is best to narrow your search using a date range. Skip to step 9 to learn more. In the below examples, we will search for *section 160.204*.

### Field Search

Text	160.204
------	---------

### Advanced Search

Search for: text:"160.204"

## 9 Search by Subpart:

To narrow your search or to search for a subpart, you will need to construct a full text search. In the below examples, we will search for *Subpart C - Notification of Arrival, Hazardous Conditions, and Certain Dangerous Cargos*.

### Field Search

Text	"subpart c"
Text	"notification of arrival, hazardous conditions, and cert

### Advanced Search

Search for: text:"Subpart C" AND text:"Notification of Arrival, Hazardous Conditio

## 10 Refining your Search & Building a Multi-Term Search Query:

### Field Search

When searching for a title number or name, part number or name, or even a section, you could get several hits in your search results because a title or part appears several times in multiple volumes across multiple years. Therefore, it is best to refine your search as best as you can, to target the results. In the below examples,

Part Number	160	AND			
Text	"ammonium nitrate"	AND			
Text	160.204				
Date: (YYYY)	2005	To: (YYYY)	2005	Sort by:	Relevance
<input type="button" value="Search"/>					

we will search for the section 160.204 in Title 33, Part 160 that displays the inclusion of Ammonium Nitrate in the Definitions. We know the final rule was in place during 2005, thus we'll narrow our search to 2005.

### Advanced Search

Using the Advanced Search option, we can add more than 3 fields to our query to refine our search. In the below example, we're searching for Ammonium Nitrate in Title 30, Part 160, Section 160.204 during 2005.

Search for:	part:160 AND text:"ammonium nitrate" AND text:"160.204" AND title_num:33				
<i>Note: Boolean operators must be all CAPITALS</i>					
Date: (YYYY)	2005	To: (YYYY)	2005	Sort by:	Relevance
<input type="button" value="Search"/>		<a href="#">Search Tips</a>			

## 11 Cross Reference in the Federal Register:

While researching in the CFR, you'll come across a number of citations to the Federal Register. In our example, there is an *Effective Date Note* on page 573 at the end of section 160.204 citing 69 FR 51181. To quickly navigate to that page in the Federal Register, we can click the Citations on Page button and the citation will be highlighted and act as a direct link to that page. Or, you can click on the Citation Navigator tab and insert the Federal Register citation and click Get Citation.

Use Citations on Page to view links to other citations:

<a href="#">Citations on Page</a>	<a href="#">View Text</a>	<a href="#">Citation</a>	←	573	→
-----------------------------------	---------------------------	--------------------------	---	-----	---

Enter a Federal Register Citation and go directly to that page.

<b>Resources</b>	<b>Search</b>	<b>Citation Navigator</b>
<b>Federal Register Citation Navigator</b>		
<b>Note: This is the citation navigator for the Federal Register, which is cited very often in the Code of Federal Regulations</b>		
Vol.	Page	
69 (2004)	Fed. Reg.	51181 <input type="button" value="Get Citation"/>